

J.T.S.S.P.M
SHRI SHIV CHHATRAPATI COLLEGE, JUNNAR
(Arts, Commerce and Science)

Tal- Junnar Dist- Pune PIN- 410 502

STUDENT SATISFACTION SURVEY
(SSS) REPORT 2022-23

J.T.S.S.P.M, Shri Shiv Chhatrapati College one of the Premier Institute in Western Maharashtra Region. The J.T.S.S.P.M., Shri Shiv Chhatrapati College is the Institute which got embedded with the inherent closed loop system corrects itself through the feedbacks/surveys on continuous basis.

This survey includes majorly the questionnaire recommended by NAAC. Apart from Teaching-Learning and Evaluation aspects, the survey has included the Institution Infrastructural and welfare aspects too. The Student Satisfaction Survey was conducted as per the guidelines given by NAAC.

This Survey access the student satisfaction on designed Curriculum, Teaching Learning Process and Infrastructural Facilities provided by Institution to them. We have circulated questionnaires to the students to fill through Google Form and give some suggestion for overall development of the college. There were 20 questions in the questionnaire. Students have opinioned and had suggested some suggestions on the basis question.

According to Student Satisfaction Survey conducted for academic year 2022-23, Total Number of respondent student are 175 out of that 98 (56%) respondent are female and 77 (44%) respondents are male student. According to the survey 87 % students are satisfied with the syllabus covered by teachers in the academic year 2022-23. As far as students opinion about teacher's preparation for the conducting class is 56 % is thoroughly prepare and 31.4 % students agreed that teachers are preparation are satisfactorily before coming in the class and 1% respondents are not agree with this statement. 69.1 % and 13.1 teachers are communicated effectively in proper or well manners through offline well as Online Mode. 95 % students are agreed that teachers approach to teaching is excellent towards the students. 82 % students opinions that internal evaluation process is fair in the institution. Internal Evaluation Process is conducted as per guideline given by the Savitribai Phule Pune University.



94 % Students Opinions that the performance of the Students is discussed after the Assignment and Internal Evaluation. 74.9 % students are agreed and 20 % students are sometime agreed the institute take active interest in promoting internship, student exchange and visit opportunities for students. 80 % Students are strongly agreed and opinioned that institution makes effort to engage them in the mentoring, review and continuous quality improvement of teaching learning process. 80 % students are agreed that the teaching and mentoring process in institution is helping them for their cognitive, social and emotional growth. 86 % students are agreed that the institution provides multiple opportunities for them to learn and grow. 88.00 % students are agreed that, every time teachers inform them about expected competencies, course outcomes and programme outcomes. 82% Students are agreed upon the teacher identify the Students Strength, Weakness, Opportunities, Competencies (SWOC Analysis) and helping them to enhanced their skills in the field of the education. 82.9 % students are agreed with efforts are made by Institute/Teachers to inculcate soft skills, life skills and employability skill to make you ready to face the global challenges. 82 % students are agreed upon teachers are using Information and Communication Technology tools as LCD Projector, Multimedia, Online Communication Software and Modes etc while conducting the Teaching Learning Process. Over all 81 % students are satisfied with the facilities provided by the Institution that is better Infrastructure facilities, Teaching Learning facilities, Career Counseling, and Other Students Oriented Facilities.




STUDENTS SATISFACTION SURVEY AND ACTION TAKEN REPORT

No. of Questionnaires Collected	Major Suggestions Suggested by Students	Action Taken
175	1. Student have advised to conduct extra lecture and use of new technology should be use while Teaching and Learning.	As per student suggestion IQAC has suggested to faculty member to conduct extra lecture and use of new technology, newer pedagogy in teaching-learning.
	2. Students advised to increased sanitization and safety measure	As per Suggestion Sanitization and Safety measure has been taken to take care of Students.
	3. Internet and Wi-Fi facility should be Provided	Wi-Fi and Internet Facility is installed in the campus
	4. Extra- curricular books and Competitive Exams books should be Purchased	Numbers of books for ExtraCurricular and Competitive Exams books a purchased
	5. Smart Class Room Should be Provided	3 Smart Class are avail to the Students.
	6. Clean and Healthy Washroom should maintained in the College campus.	Maintaining the washroom Cleanness as per the Students Suggestions
	7. Students advised to create helpdesk and communication system	As per the advised more helpdesk has been created and communication facilities has been increased




 PRINCIPAL
 Shri. Shiv Chhatrapati College
 Junnar (Pune)



Student Satisfaction Survey 2022-23

175 responses

[Publish analytics](#)



Name of the Student:-----

175 responses

Kadam Rushikesh Gautam

Prathamesh Sunil malve

Yash Tirthadas parwani

Vaishnavi Baban Mahabare

Vrushali Santosh Mansukh

Sanchita Kundlik Nawale

Ujjwala Dhondibhau kadam

Sahil raees inamdar

Sunil modhe

Sagar Pardhi

Pawar sakshi Dnyaneshwar

Mayur sopan tajane

Gunjal Divya Chandrakant

Vishal Sopan Salunke

kashafnaaz

Mohammad sharik

Kunal

Ahmed Raza Khan

Prashant Baban Padir

Ghongane Gayatri



Vaishnavi Vivek Matele

Neha Sharad Pansare

Inamdar Simran Ejaz Khan

Tejal kisan Lagad

Ronika

Sukale shubham Shashikant

MD.Aafi Shakiruddin Jagirdar

Shikilkar Samiya Shakir

Rina dattatray ghode

Navale Vighnesh Ravindra

Trupti Bhagwan Walunj

Ishwari Santosh Shinde

Sayali ravindra navale

Datkhile vaishnavi Jagdish

Varhadi Yash shashikant

Prajakta sham pande

payal sanjay jadhav

Tanuja Balu Chavan

Gaikwad Sayali Baban

Jayashri Shashikant Mindhe

Chavan Dhanesh Navanath

Pooja Pandurang Gawari



Nisha suresh datkhile

Chavan prathamesh tukaram

Samir Ganaji naykodi

Dhengale vaibhav Shankar

Ghode rina dattatray

Ghogare Jayesh Suresh

YOGITA KACHARU TURE

Kedari sujit jeevan

Thorve Sameer Arun

Shaha Aditya Sham

Suraj Ganesh kale

Pathan Shagupta Mehmud

Inamdar Irfana Feroz

Shinde Sushant Vasant

Meghna Nivrutti Satkar

Auti Tanuja Ravindra

Mansi shashikant dongare

Pansare Neha Ankush

Meher Amruta Bhau

Ansari Shahnawaz Akram

Khan tauqir shoib

Sonal Sadashiv Chakve



Khollam Sakshi sanjay

Sneha pawar

Pathan Karishma Asif

Mugis sayyed

BHAVARI NAVNATH DATTATRAY

MirzaMusaddiq Shah Husain

Kale Sagar Karbhari

Bhalchim Suraj Maruti

Dere Sarthak Rajendra

Dhanashree kisan chaskar

Hile pushpa mohan

Bidwai Dnyaneshwari Digambar

Kagdi Zainab Fatima M.Ahemad

Pranjal sabale

Shaikh Alfiya Bano Azimuddin

Divya Barate

Alfiya Yusuf Pathan

Shraddha Kantaram Chavhan

Bhargavee Avachat

Anushka Ajay Kulkarni

Dewade Kaveri Balasaheb

Chavan Meghana Gajanan



Uttarde Shruti Santosh

Poonam Yogesh Batwal

Bhalekar Akanksha Nivrutti

Kulkarni Mugdha Amarendra

Omkar sakharam ghode

Sushma Sitaram Gawari

Damini Tanaji Bambale

Sayali Shivaji Harad

Rohit Manik Shinde

Shaikh kashafnaz M.Taufeeque

Bhandari Monesh Shankar

Inamdar namirabi Mohd Arif

Tayyaba Arifkhan Pathan

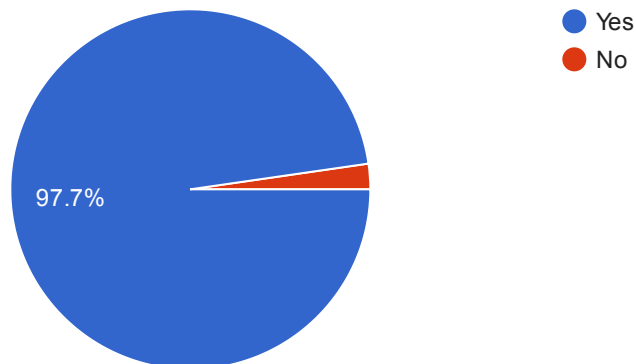
Madiha Zahid Patel

75 more responses are hidden

A) Please confirm this is the first and only time you answer this survey.

 Copy

175 responses



B) Name of the Department :-----

175 responses

Commerce

Science

Commerce

Science

Zoology

BCA

Commerce department

Hindi G3

Commarce

Department of commerce and research centre

Arts

Politics

Mathematics

Geography

Bca

Ty BBA(CA)

BBA (CA)

BBA(CA)

Bachelor of arts

T.Y.B.A



commerce

F Y BBA

FYBcom

Psychology

TYBBA.

F Y Bcom

Department Of Commerce

Economics

Commerce and research center

Shri shiv chatrapati college junnar

emoloye

Department of commerce and Research centre

commerce

M com

YOGITA KACHARU TURE

Tybcom

BBA department

BBA Commerce

BBA commerce

Commerce and Management

DCRC

Commers



Department of BBA & BBA(C.A.)

TY.BBA

Bachelor of business administration

Senior College

Commerce department

Political sainca

Political science

Politics

Political Science

Department of Commerce

Commence

Marathi

Commerce Department

F.y.Bsc

Department of zoology

Mathematics

zoology

Science department

Science Department

T.Y.BSC (Mathematics)

Bsc

T.Y.Bsc Maths



Chemistry department

T.Y.Bsc

Tybsc zoology

Ty bsc

Chemistry

Department of chemistry

Botany

TYBA (Geography Special)

T Y B A

Geography

TYBA Geography

Department of Geography

BA

Department of commerce & Research

Altaf Khan

FYBBA-CA

Bca

BBA In 2nd year Marketing

TYBBA Commerce department

T.Y.BBA(CA)

TYBBA(CA)

Department of commerce



Sy BBA

BBA(ca)

SY BBA(CA)

BBA BCA

Bachelor of Computer Applications

Bba

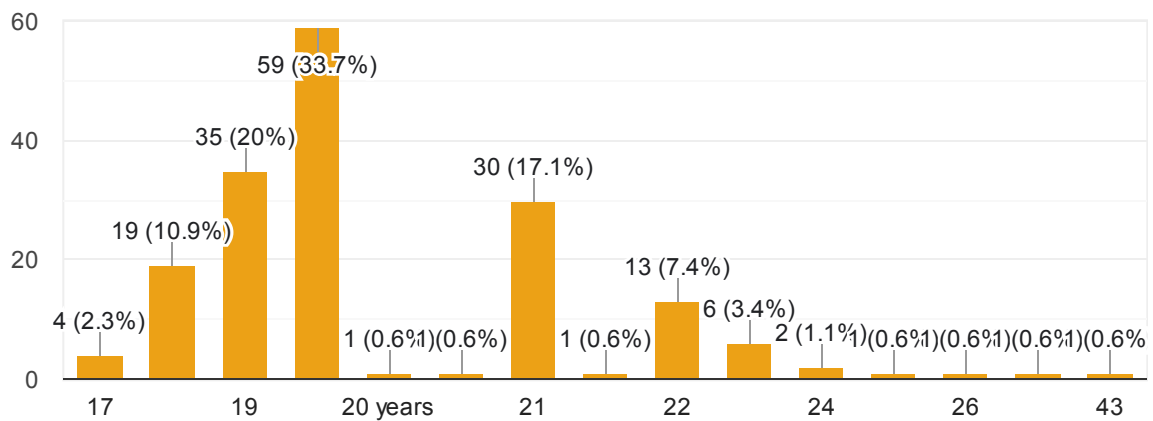
Department of commerce and research centre

BBA(CA).

C) Age:-----



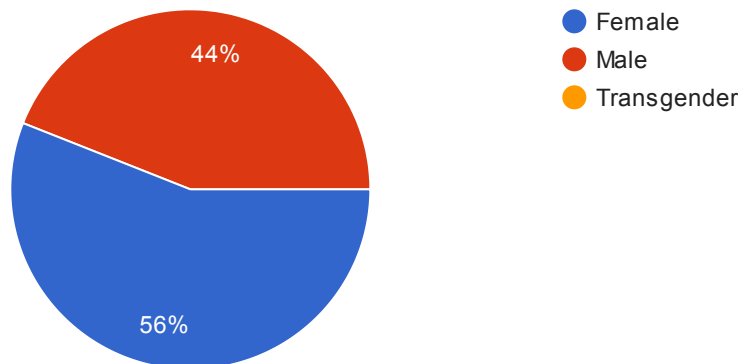
175 responses



D) Gender:



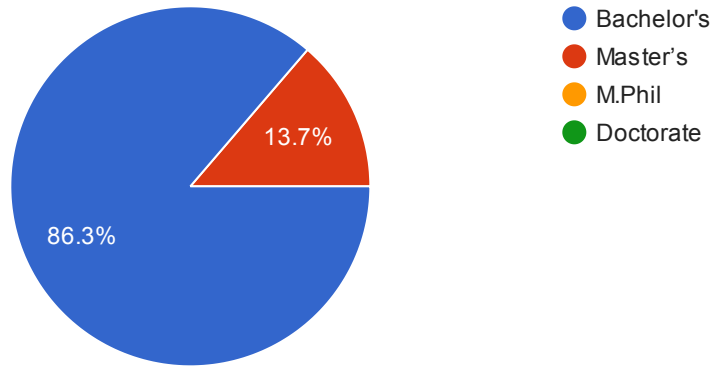
175 responses



E) What degree program are you pursuing now?

 Copy

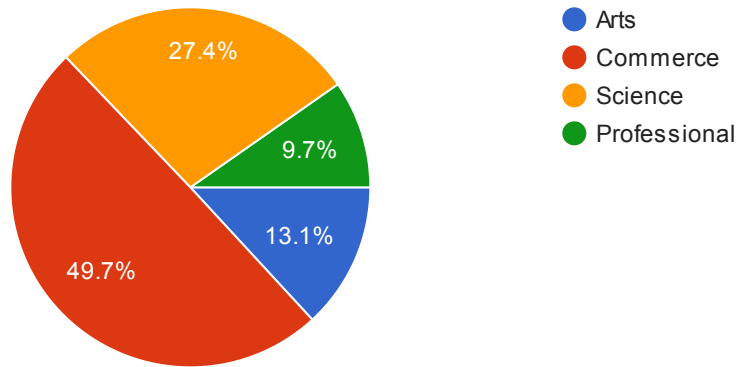
175 responses



F) What subject area are you currently pursuing?

 Copy

175 responses



G) Mobile Number:-

175 responses

9665243805

7249564054

+918788304952

7249274936

8261887279

7499158418

7620863670

8767401641

9307688242

7666796558

+917028276279

9172790198

9561916449

7558402093

9172119113

7028674287

9834035524

7709517578

9823918731

9970172465



9860909440

9561091210

087939 98985

8591593232

8459812239

9763072387

9561725816

7499498649

9970528154

9096122311

7841047728

7038850387

9511216072

7620807194

9021464559

9309883986

8928827244

8329366427

7083435385

7058062131

8262054290

9322428041



8329139650

9503400643

9067647620

8767783698

9766698830

7350045439

9146241525

8766474481

9359464489

9325705253

8975354347

9579663629

9373037283

8850854050

8010238365

7841047207

7028628093

9665643804

7499740441

9527605021

9321794054

9325925053



9673943182

9146670980

9325203471

9022092898

7385981472

7499528668

9309886513

9322845689

8262917769

9021076746

9579787135

8177933227

8788095208

8624943929

9529519213

7498770239

9529726824

8793997477

7387326626

8308681783

8459975188

8010612300



- 8275577344
- 9373194324
- 8530257920
- 9579178543
- 8261917862
- 8010867233
- 8262984622
- 7410134084
- 9890608635
- 9356947020
- 8766710745
- 9309247649
- 7385649479
- 9322330418

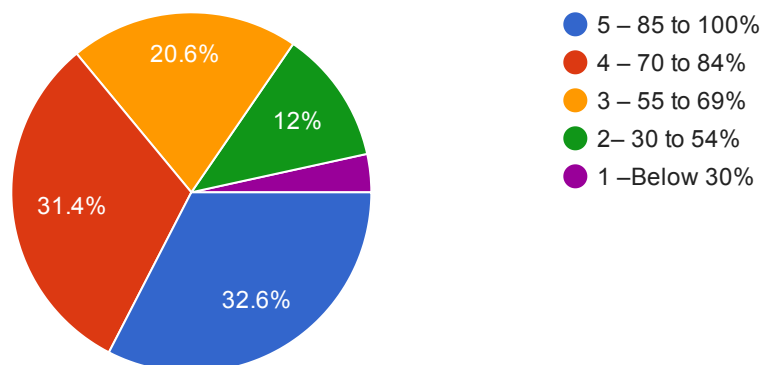
74 more responses are hidden

Student Satisfaction Survey on Teaching Learning Process

1. How much of the syllabus was covered in the class?

 Copy

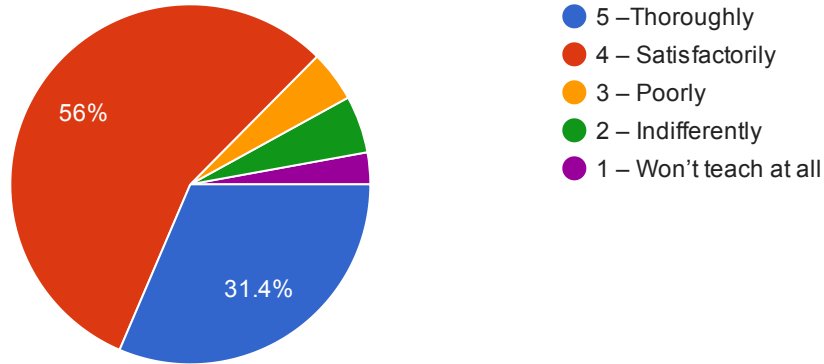
175 responses



2. How well did the teachers prepare for the classes?

 Copy

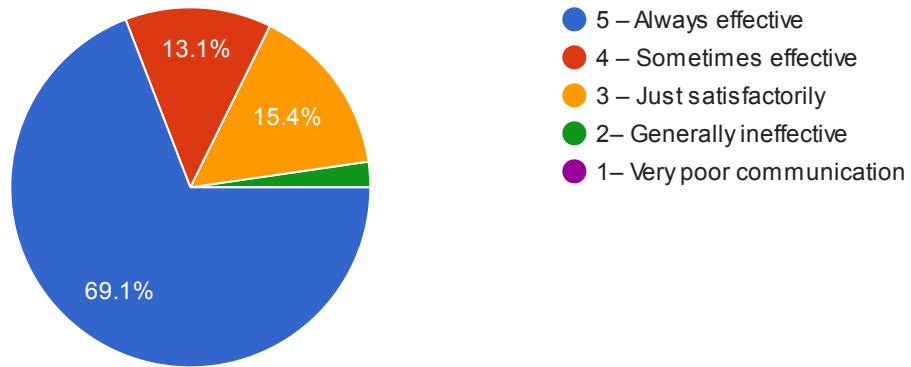
175 responses



3. How well were the teachers able to communicate?

 Copy

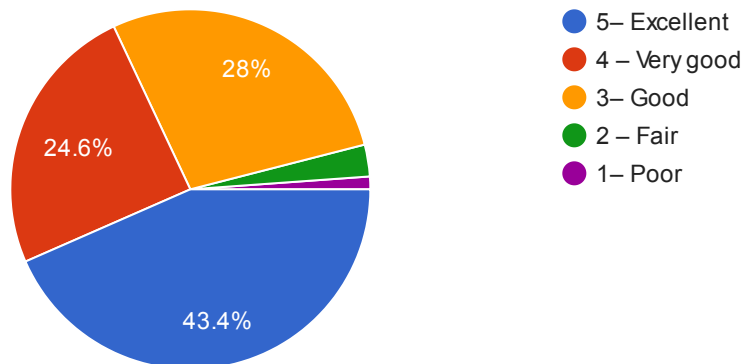
175 responses



4. The teacher's approach to teaching can best be described as

 Copy

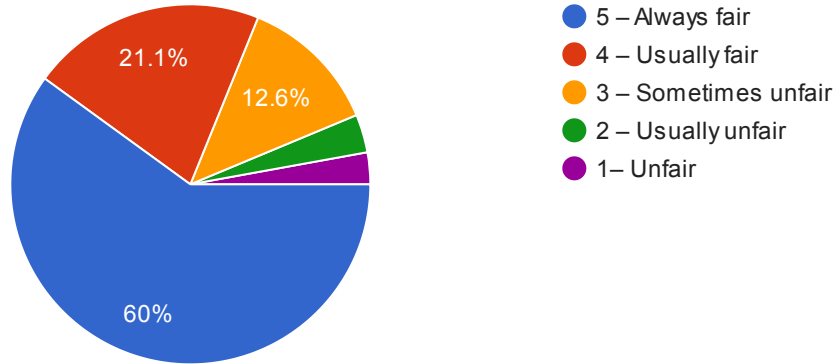
175 responses



5) Fairness of the internal evaluation process by the teachers.

 Copy

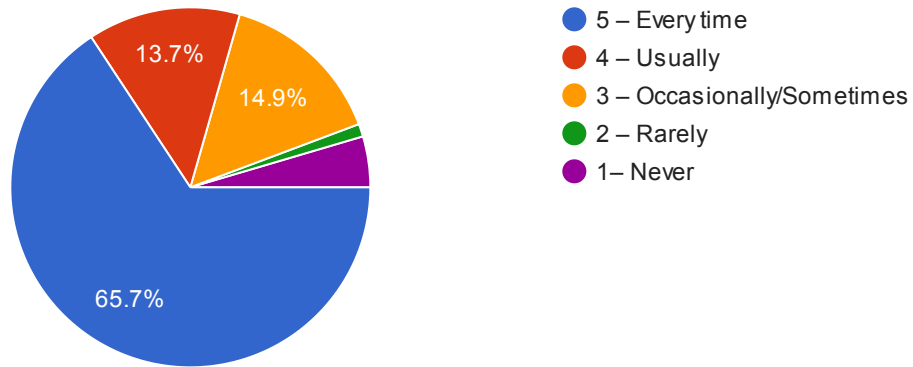
175 responses



6. Was your performance in assignments discussed with you?

 Copy

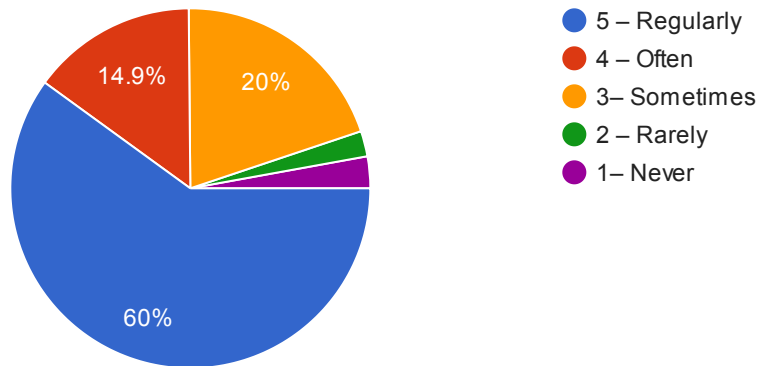
175 responses



7. The institute takes active interest in promoting internship, student exchange, field visit opportunities for students.

 Copy

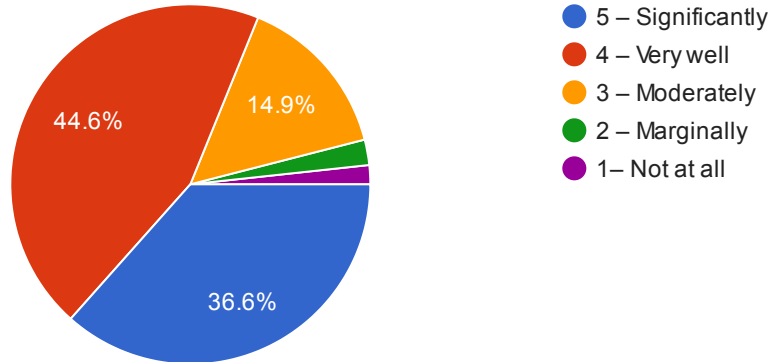
175 responses



8. The teaching and mentoring process in your institution facilitates you in cognitive, social and emotional growth.



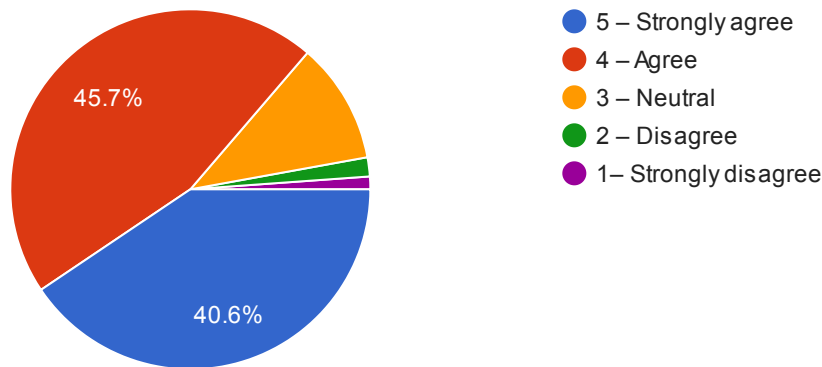
175 responses



9. The institution provides multiple opportunities to learn and grow.



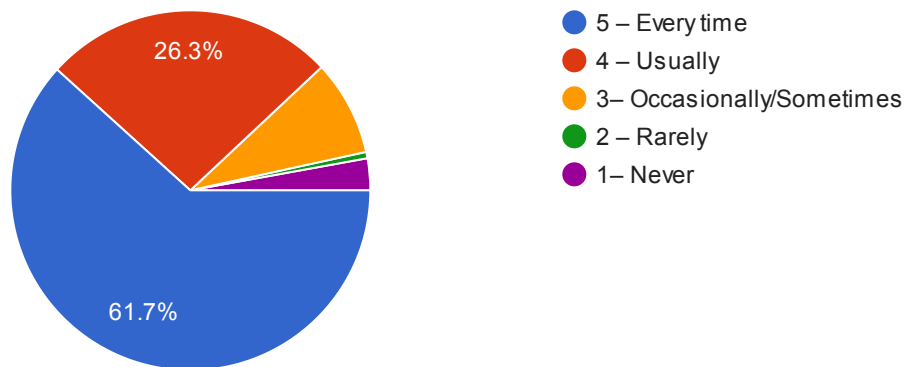
175 responses



10. Teachers inform you about your expected competencies, course outcomes and programme outcomes.



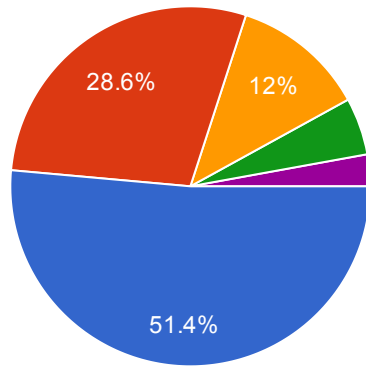
175 responses



11. Your mentor does a necessary follow-up with an assigned task to you.

 Copy

175 responses

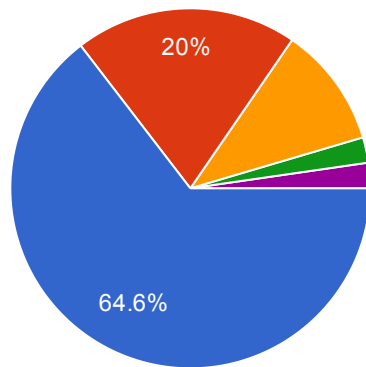


- 5 – Every time
- 4 – Usually
- 3 – Occasionally/Sometimes
- 2 – Rarely
- 1 – I don't have a mentor

12. The teachers illustrate the concepts through examples and applications.

 Copy

175 responses

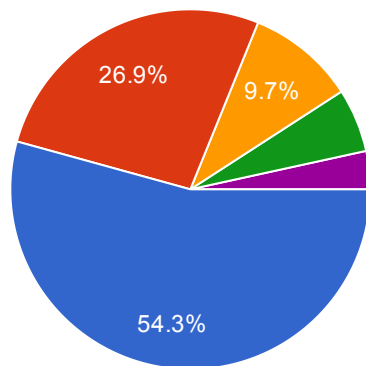


- 5 – Every time
- 4 – Usually
- 3 – Occasionally/Sometimes
- 2 – Rarely
- 1 – Never

13. The teachers identify your strengths and encourage you with providing right level of challenges.

 Copy

175 responses



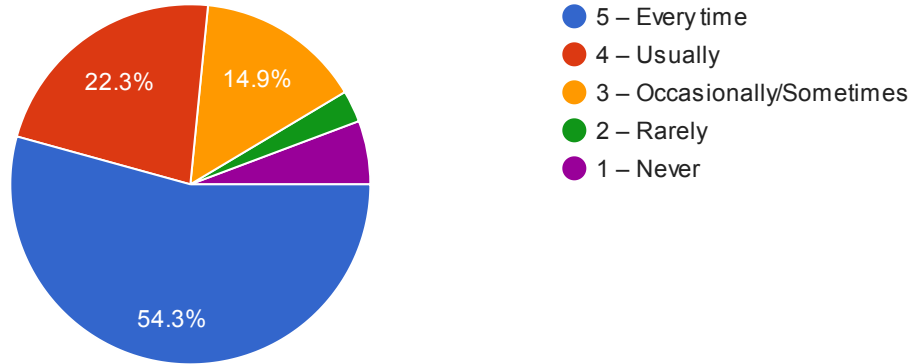
- 5 – Fully
- 4 – Reasonably
- 3 – Partially
- 2 – Slightly
- 1 – Unable to



14. Teachers are able to identify your weaknesses and help you to overcome them.

 Copy

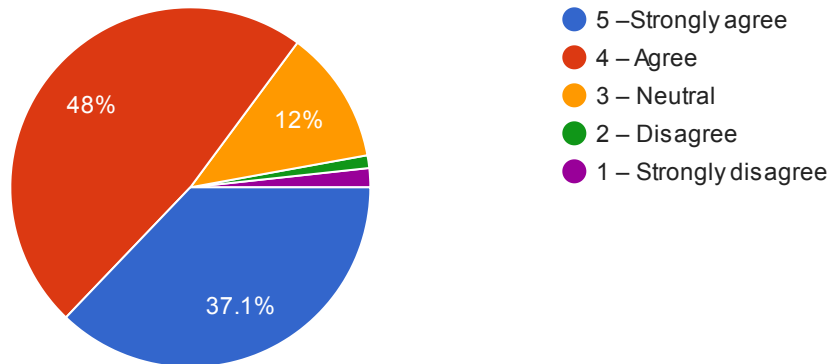
175 responses



15. The institution makes effort to engage students in the monitoring, review and continuous quality improvement of the teaching learning process.

 Copy

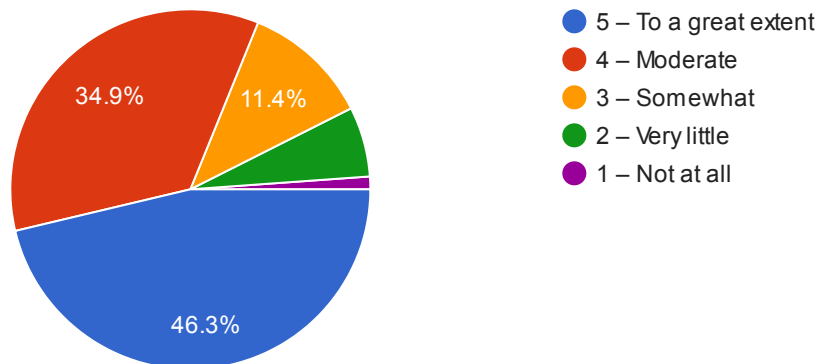
175 responses



16. The institute/ teachers use student centric methods, such as experiential learning, participative learning and problem solving methodologies for enhancing learning experiences.

 Copy

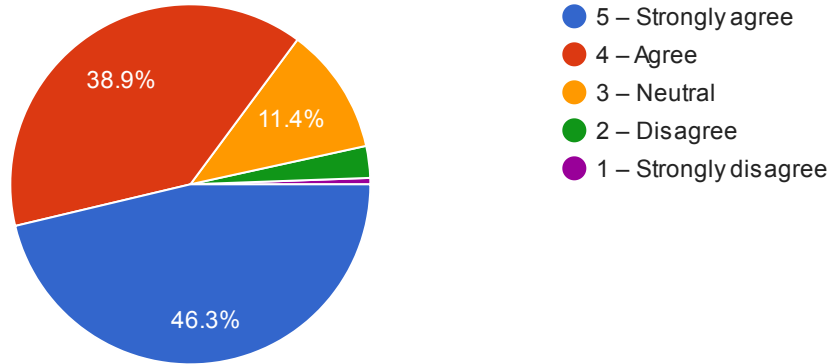
175 responses



17. Teachers encourage you to participate in extracurricular activities.

 Copy

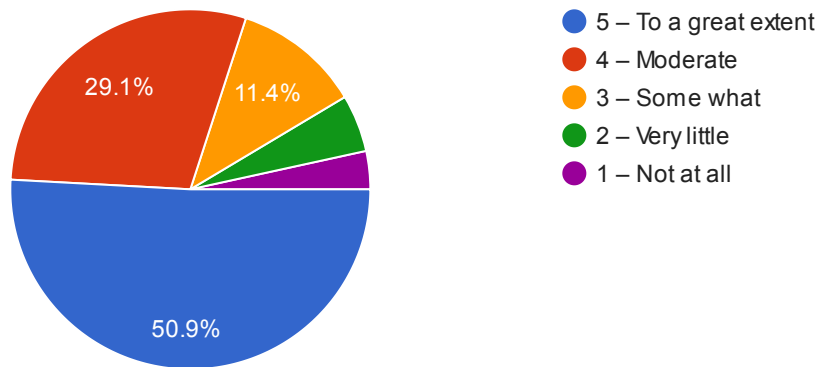
175 responses



18. Efforts are made by the institute/ teachers to inculcate soft skills, life skills and employ-ability skills to make you ready for the world of work.

 Copy

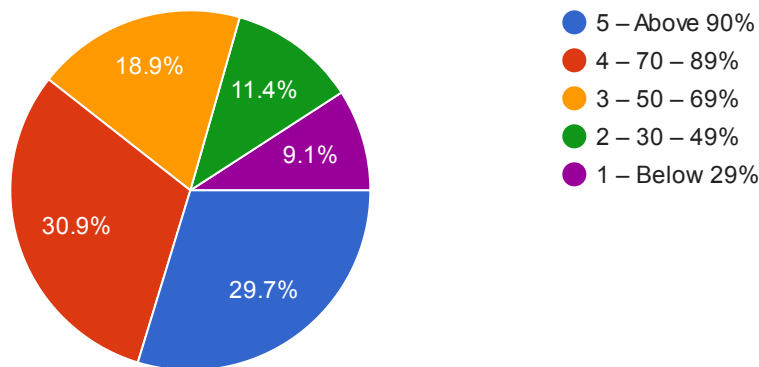
175 responses



19. What percentage of teachers use ICT tools such as LCD projector, Multimedia, etc. while teaching.

 Copy

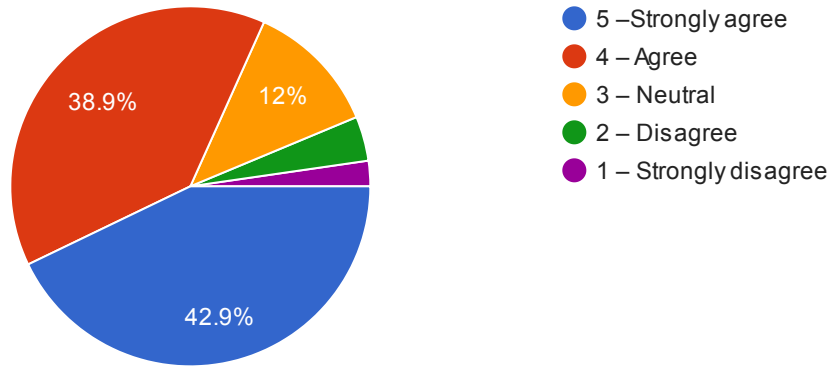
175 responses



20) The overall quality of teaching-learning process in your institute is very good.

 Copy

175 responses



21. Give three observation / suggestions to improve the overall teaching – learning experience in your institution.

175 responses

Yes

Very good

Good

No

Good

Nothing

Very good

Marketing executive

-

Time management

Give support to all

Classroom issue

Not necessarily

No

.

Not interested

Use ICT tools

They can confirm for students they understand the all problem also cost equation problem. Or sometime another student can join outside class that they understand the problem in class then they talk class room quickly I also under but another student they not understand that problem that's why they not asking the teacher again solve the problem that's why another student can not solve the proper problem then the exam in the university results they can fail



1. Use of technology in the classroom
2. Use active learning in the class
3. Assessment and evaluation of teaching quality

Use of the technology in the classroom
 Assisment and evaluation of teaching quality
 Use Active learning in the Class

- 1) Use of technology in the class room.
- 2) Assessment and evolution of teaching quality.
- 3) Active learning in the class.

Use of technology in the class

Use active learning in the class

Assessment and evaluation of teaching quality

All the above response is my suggestion
 And it's strongest and stagnant true , word to word

Nothing

- 1) In my learning experience, teachers always help to students for growth of career.
- 2) College also maintain some disciplines, arranging some activities in the college.
- 3) Only one suggestion is Improving the labs.

Yes, This Institute Is Best.

Use of the technology in the classroom Assisment and evaluation of teaching quality Use Active learning in the Class !

Teaching is good

Excellent

Gkkfi

May use more English language
 With an example
 Proper teaching

Very nice



Use better graphics and visual media to engage students well. ... 2) Try to reach every student and ask for their doubts. ... 3) Make teaching a two way interaction.

1 Teachers encourage you to participate in extracurricular activities

2 The teachers identify your strengths and encourage you with providing right level of challenges

- 1) विद्यार्थ्यांनी रेग्युलर लेक्चर अटेंड करावे.
- 2) विद्यार्थ्यांना शिक्षण देत असताना ते त्यांना समजेल याची काळजी शिक्षकांनी घेतली पाहिजे.
- 3) विद्यार्थ्यांना जर शिकवलेले समजले नसेल तर ते पुन्हा शिक्षकांना विचारले पाहिजे.
- 4) काही लेक्चर्स हे प्रेझेंटेशन स्वरूपात घेतले पाहिजे कारण प्रेझेंटेशन ने शिकवलेली लवकर समजते.

Improving teaching

1. Kindly give more project and real time problem to solve. ...

2. Courses can be more research oriented. ...

3. New technology monthly updates can be given

My learning experience is very good.

I improve to my overall subjects.

This clg and all teachers teaching is very excellent.

No improvement required. Everything is excellent

Teach carefully

No suggestions

Classroom

1- Make teaching a two way interaction

2- Try to give them new projects for work

Teaching is conceptual and understandable.

Teaching understandable

Give support to all

1. use better graphic and visual media to engage student

2. try to reach each and every student doubt

3. focus on behaviour modification



Classroom Issue water issues

Teaching was very well

It is important to conduct more curriculum activities in college for students

1. Give less written work
2. Teaching should be a little slow
3. Teaching should not be so fast

No any suggestions

the quality of teaching and learning process in our institute is very good

Helper, good teachers,

No need to improve the teaching or learning

Try to reach every student and ask for their doubt

Know it

- 1 Teacher can give imp questions for preparation of exam
- 2 I think 50 min lecture are boring, so for maintaining students attention towards teachers time should be 40 min it will sufficient.
- 3 Proper time management should be done in period time , means if period over at 12:00 so it's teacher duty to free students on there time .

Very well institution

N/-

Class issue

Need extra time for make preparations for exam

Class issue

I would say no to any suggestions!!!
All good and fine

All ok

H



Self development courses
Confidance building program

Very well education

1.Try to reach every student and asks for their doubts.

No more

1.The lecture will finish at accurate time.2.Student should have proper 10 minutes break.3.Lectures will start at time.

Student should have a ten minutes break

45 more responses are hidden

This content is neither created nor endorsed by Google. [Report Abuse](#) - [Terms of Service](#) - [Privacy Policy](#).

Google Forms





Student Satisfaction Survey 2022-23

Shri Shiv Chhatrapati College, Junnar is conducting a Student Satisfaction Survey regarding Teaching – Learning and Evaluation, which will help to upgrade the quality in higher education.

- All questions should be compulsorily attempted.
- Each question has five responses, choose the most appropriate one.

* Indicates required question

1. Email *

2. Name of the Student:----- *

3. A) Please confirm this is the first and only time you answer this survey. *

Mark only one oval.

Yes

No

4. B) Name of the Department :----- *

5. C) Age:----- *

6. D) Gender: *

Mark only one oval.

Female

Male

Transgender

7. E)What degree program are you pursuing now? *

Mark only one oval.

Bachelor's

Master's

M.Phil

Doctorate

8. F)What subject area are you currently pursuing? *

Mark only one oval.

- Arts
- Commerce
- Science
- Professional

9. G) Mobile Number:- *

Student Satisfaction Survey on Teaching Learning Process

10. 1. How much of the syllabus was covered in the class? *

Mark only one oval.

- 5 – 85 to 100%
- 4 – 70 to 84%
- 3 – 55 to 69%
- 2– 30 to 54%
- 1 –Below 30%

11. 2. How well did the teachers prepare for the classes? *

Mark only one oval.

- 5 – Thoroughly
- 4 – Satisfactorily
- 3 – Poorly
- 2 – Indifferently
- 1 – Won't teach at all

12. 3. How well were the teachers able to communicate? *

Mark only one oval.

- 5 – Always effective
- 4 – Sometimes effective
- 3 – Just satisfactorily
- 2 – Generally ineffective
- 1 – Very poor communication

13. 4. The teacher's approach to teaching can best be described as *

Mark only one oval.

- 5- Excellent
- 4 - Very good
- 3- Good
- 2 - Fair
- 1- Poor

14. 5) Fairness of the internal evaluation process by the teachers. *

Mark only one oval.

- 5 - Always fair
- 4 - Usually fair
- 3 - Sometimes unfair
- 2 - Usually unfair
- 1- Unfair

15. 6. Was your performance in assignments discussed with you? *

Mark only one oval.

- 5 – Every time
- 4 – Usually
- 3 – Occasionally/Sometimes
- 2 – Rarely
- 1– Never

16. 7. The institute takes active interest in promoting internship, student exchange, field visit opportunities for students. *

Mark only one oval.

- 5 – Regularly
- 4 – Often
- 3– Sometimes
- 2 – Rarely
- 1– Never

17. 8. The teaching and mentoring process in your institution facilitates you in cognitive, social and emotional growth. *

Mark only one oval.

- 5 – Significantly
- 4 – Very well
- 3 – Moderately
- 2 – Marginally
- 1– Not at all

18. 9. The institution provides multiple opportunities to learn and grow. *

Mark only one oval.

- 5 – Strongly agree
- 4 – Agree
- 3 – Neutral
- 2 – Disagree
- 1– Strongly disagree

19. 10. Teachers inform you about your expected competencies, course outcomes and programme outcomes. *

Mark only one oval.

- 5 – Every time
- 4 – Usually
- 3 – Occasionally/Sometimes
- 2 – Rarely
- 1 – Never

20. 11. Your mentor does a necessary follow-up with an assigned task to you. *

Mark only one oval.

- 5 – Every time
- 4 – Usually
- 3 – Occasionally/Sometimes
- 2 – Rarely
- 1 – I don't have a mentor

21. 12. The teachers illustrate the concepts through examples and applications. *

Mark only one oval.

- 5 – Every time
- 4 – Usually
- 3 – Occasionally/Sometimes
- 2– Rarely
- 1 – Never

22. 13. The teachers identify your strengths and encourage you with providing right level of challenges. *

Mark only one oval.

- 5 – Fully
- 4 – Reasonably
- 3 – Partially
- 2 – Slightly
- 1– Unable to

23. 14. Teachers are able to identify your weaknesses and help you to overcome them. *

Mark only one oval.

- 5 – Every time
- 4 – Usually
- 3 – Occasionally/Sometimes
- 2 – Rarely
- 1 – Never

24. 15. The institution makes effort to engage students in the monitoring, review and continuous quality improvement of the teaching learning process. *

Mark only one oval.

- 5 – Strongly agree
- 4 – Agree
- 3 – Neutral
- 2 – Disagree
- 1 – Strongly disagree

25. 16. The institute/ teachers use student centric methods, such as experiential learning, participative learning and problem solving methodologies for enhancing learning experiences. *

Mark only one oval.

- 5 – To a great extent
- 4 – Moderate
- 3 – Somewhat
- 2 – Very little
- 1 – Not at all

26. 17. Teachers encourage you to participate in extracurricular activities. *

Mark only one oval.

- 5 – Strongly agree
- 4 – Agree
- 3 – Neutral
- 2 – Disagree
- 1 – Strongly disagree

27. 18. Efforts are made by the institute/ teachers to inculcate soft skills, life skills and employ-ability skills to make you ready for the world of work. *

Mark only one oval.

- 5 – To a great extent
- 4 – Moderate
- 3 – Some what
- 2 – Very little
- 1 – Not at all

28. 19. What percentage of teachers use ICT tools such as LCD projector, Multimedia, etc. while teaching. *

Mark only one oval.

- 5 – Above 90%
- 4 – 70 – 89%
- 3 – 50 – 69%
- 2 – 30 – 49%
- 1 – Below 29%

29. 20) The overall quality of teaching-learning process in your institute is very good. *

Mark only one oval.

- 5 – Strongly agree
- 4 – Agree
- 3 – Neutral
- 2 – Disagree
- 1 – Strongly disagree

30. 21. Give three observation / suggestions to improve the overall teaching – learning experience in your institution. *

This content is neither created nor endorsed by Google.

Google Forms